




2018 Accountability Overview

TEXAS EDUCATION AGENCY
ACADEMICS
PERFORMANCE REPORTING



House Bill 22, 85th Texas Legislature

“The commissioner shall evaluate school district and campus performance and assign each district and campus an overall performance rating of”

A **B** **C** **D** or **F**



A = Exemplary Performance

B = Recognized Performance

C = Acceptable Performance

D = In Need of Improvement

F = Unacceptable Performance



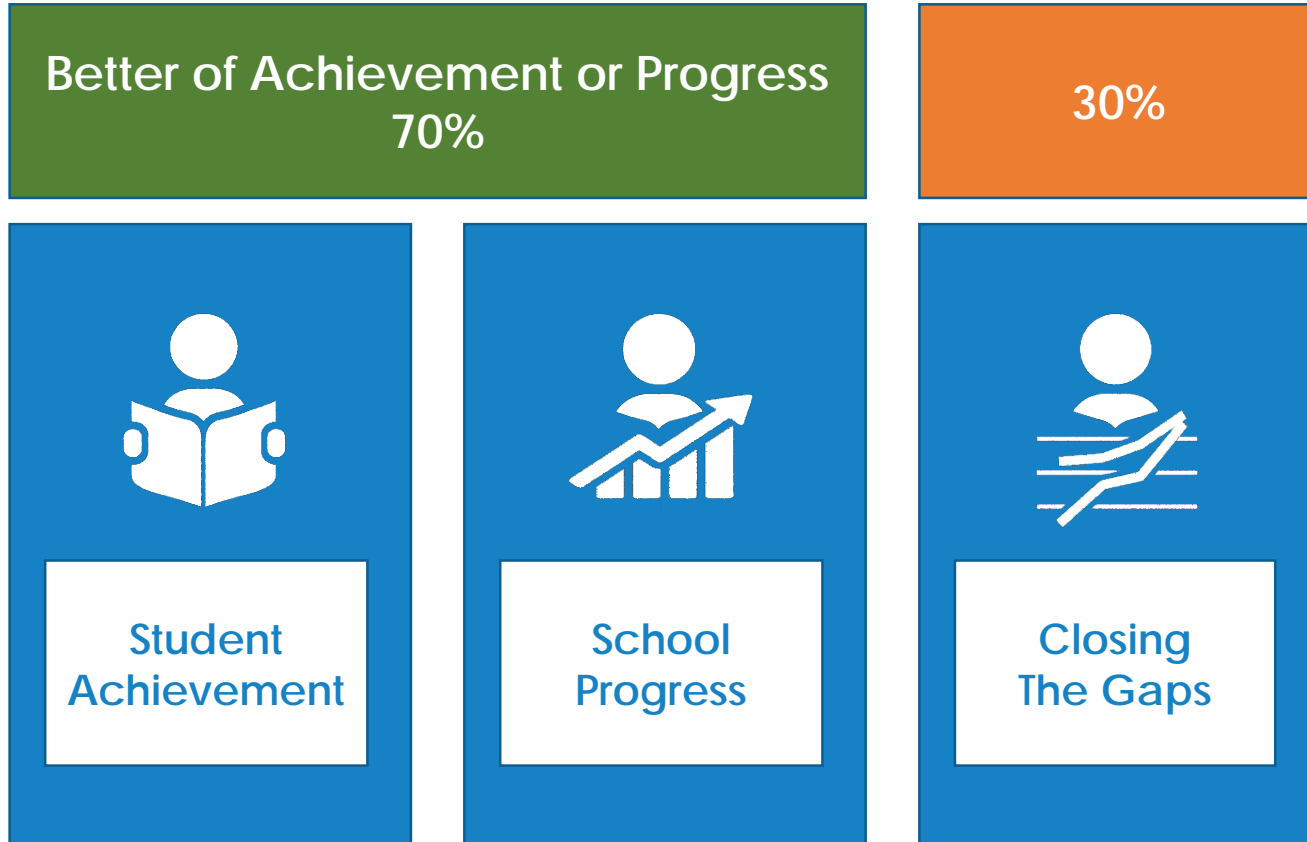
Districts

- *A, B, C, or D*: Assigned for overall performance and for performance in each domain to districts that meet the performance target for the letter grade
- *F*: Assigned for overall performance and for performance in each domain to districts (including AEAs) that do not meet the performance target to earn at least a *D*
- *Not Rated*: Assigned to districts that—under certain, specific circumstances—do not receive a rating

Campuses

- *Met Standard*: Assigned for overall performance and for performance in each domain to campuses that meet the performance targets
- *Improvement Required*: Assigned for overall performance and for performance in each domain to campuses (including AEAs) that do not meet the performance targets
- *Met Alternative Standard*: Assigned for overall performance and for performance in each domain to alternative education campuses evaluated under alternative education accountability (AEA) provisions that meet the performance targets
- *Not Rated*: Assigned to campuses that—under certain, specific circumstances—do not receive a rating

Three Domains: Combining to Calculate Overall Rating






Student
Achievement



School
Progress



Closing
The Gaps

Elementary/Middle Schools

- STAAR

Weight

100%

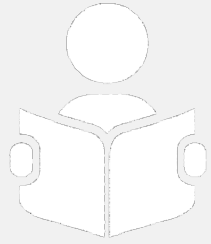
High Schools, K-12, and Districts

- STAAR
- College, Career, and Military Readiness (CCMR)
- Graduation Rate

40%

40%


20%



Student
Achievement



School
Progress

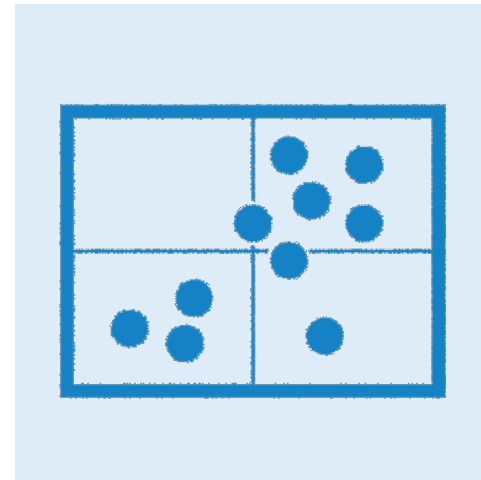


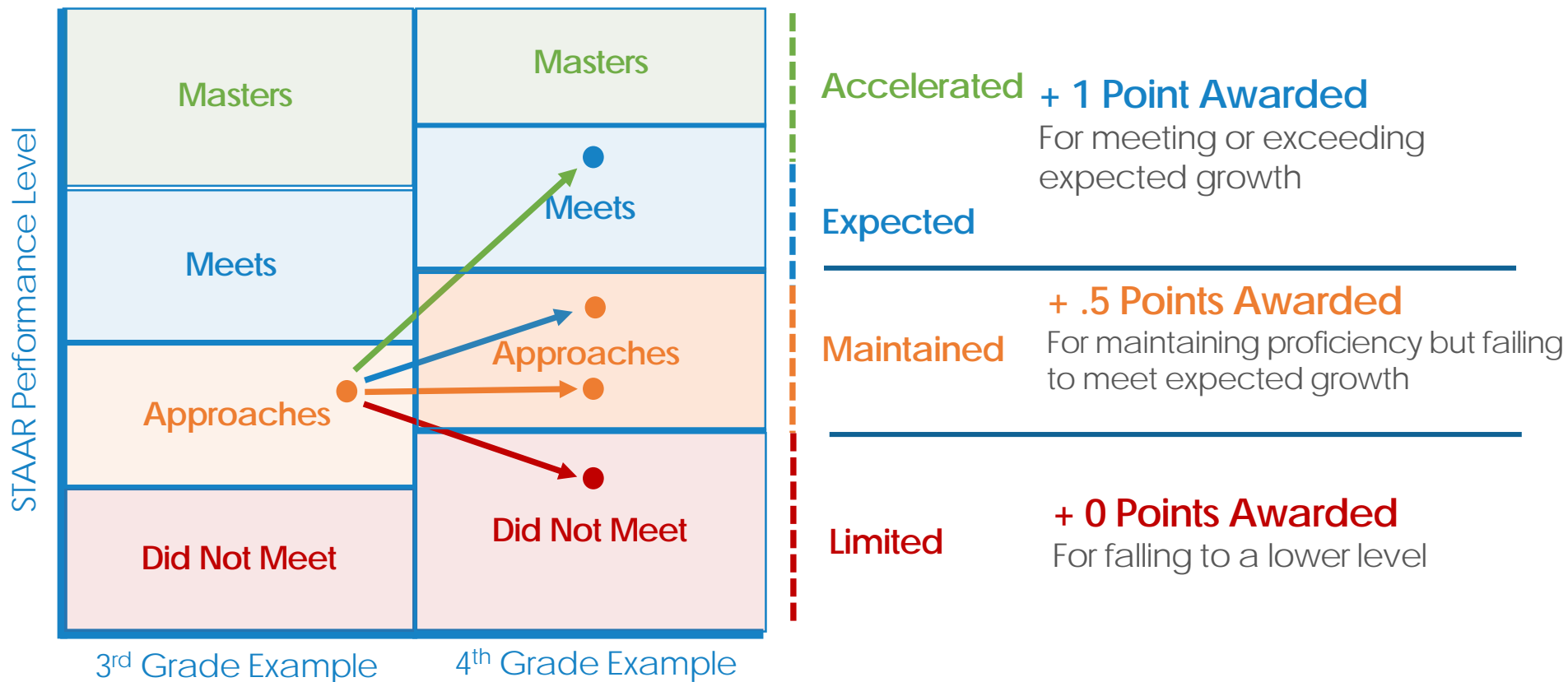
Closing
The Gaps

Part A: Academic Growth

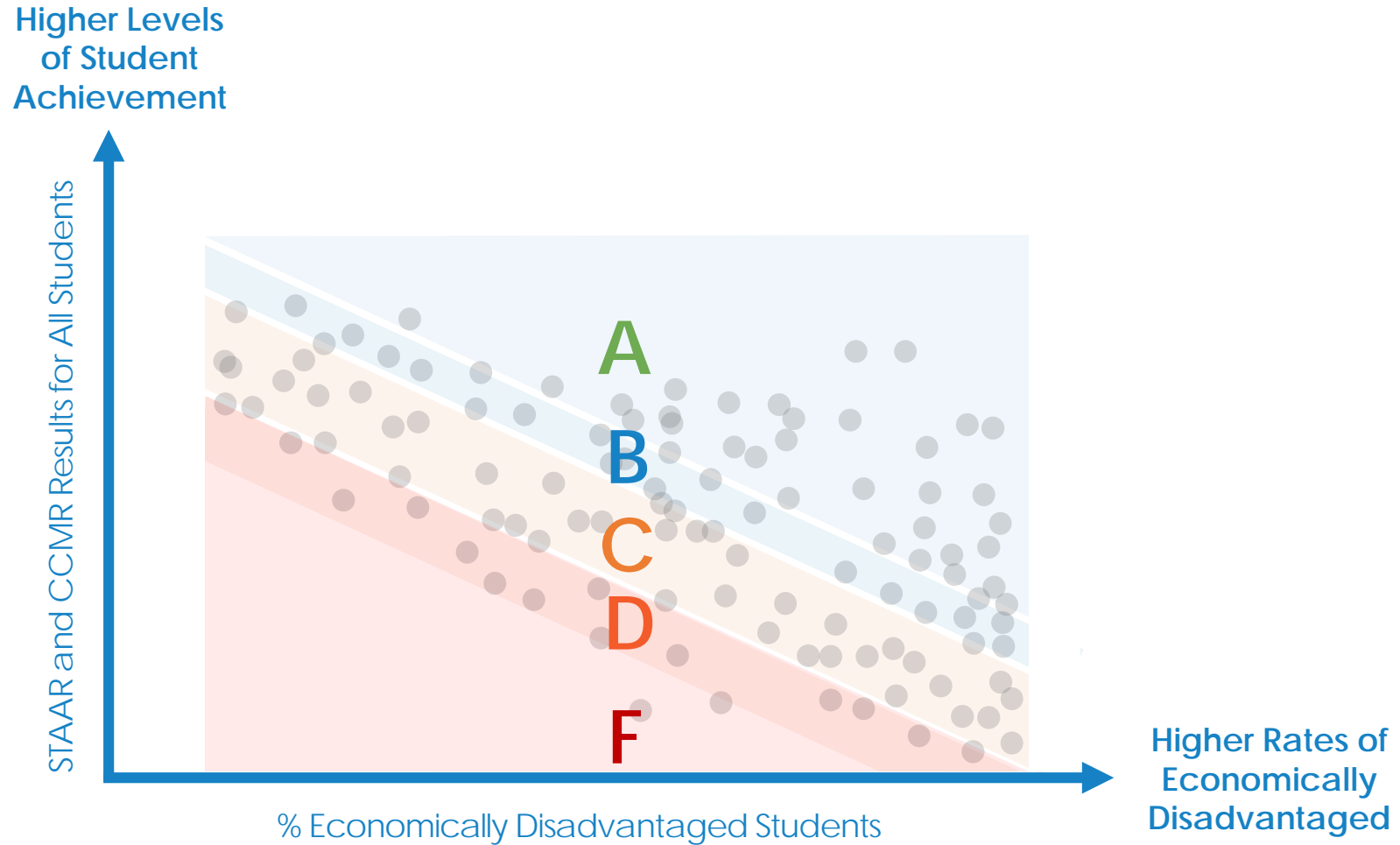


Part B: Relative Performance



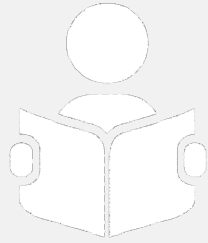


Relative Performance: Measuring School Progress



Elementary, Middle, High Schools, K–12, and Districts

- The higher scaled score of Part A: Academic Growth or Part B: Relative Performance is used for the School Progress domain rating.



Student
Achievement




School
Progress



Closing
The Gaps




Race/Ethnicity



Special Education



Continuously Enrolled
and Mobile



English
Learners (ELs)



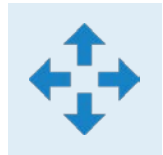

Economically
Disadvantaged



Closing the Gaps Domain: Calculating a Rating

Student Group

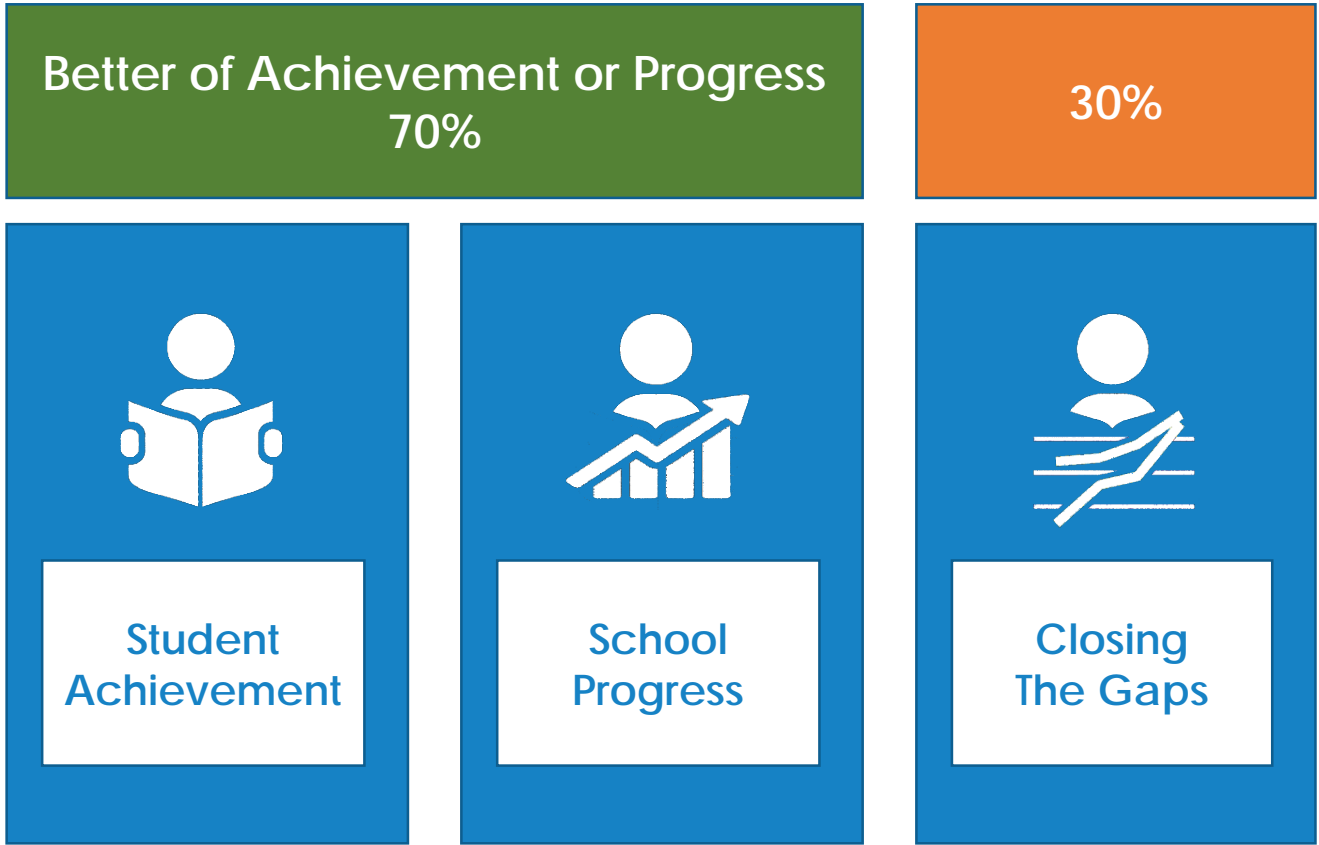
Achievement Target



% of Student Groups
that Meet Target

Overall
Domain
Grade

Calculating an Overall Rating





Resources

- <http://tea.texas.gov/A-F>
- <https://tea.texas.gov/perfreport/resources/index.html>

Sign up for the Performance Reporting weekly bulletin:



- **Performance Reporting Home Page**
<http://tea.texas.gov/accountability/>
- **TEA ESSA Page**
<https://tea.texas.gov/ESSA/>
- **Local Accountability Systems Feedback Email**
feedbackLAS@tea.texas.gov
- **Performance Reporting Email**
performance.reporting@tea.texas.gov
- **Performance Reporting Telephone**
(512) 463-9704