

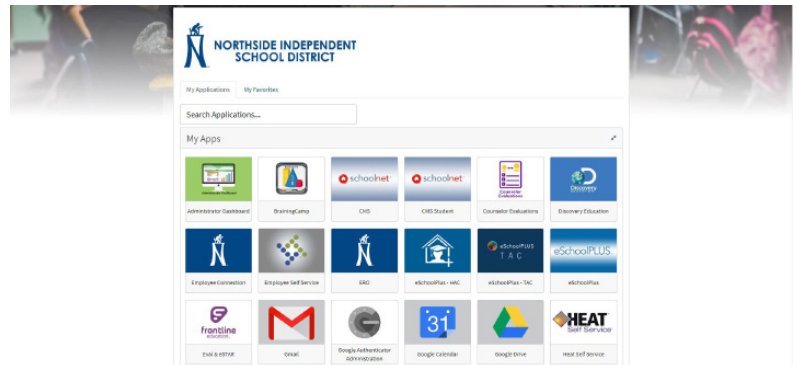
Managing Favorites in MyNISD SSO Portal

In the MyNISD SSO Portal, you are able to add your most frequently used NISD apps to My Favorites.

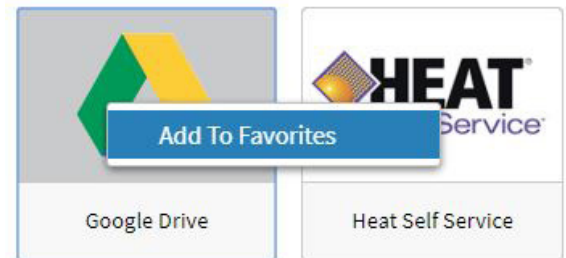
NOTE: You may search for MyNISD Apps or Links you have already created by using the search bar located at the top of the MyNISD SSO Portal home page.

Add an App to Favorites


1. From the *MyNISD SSO Portal* home page, right-click the **app** you wish to add to your Favorites.



2. Click **Add to Favorites**.

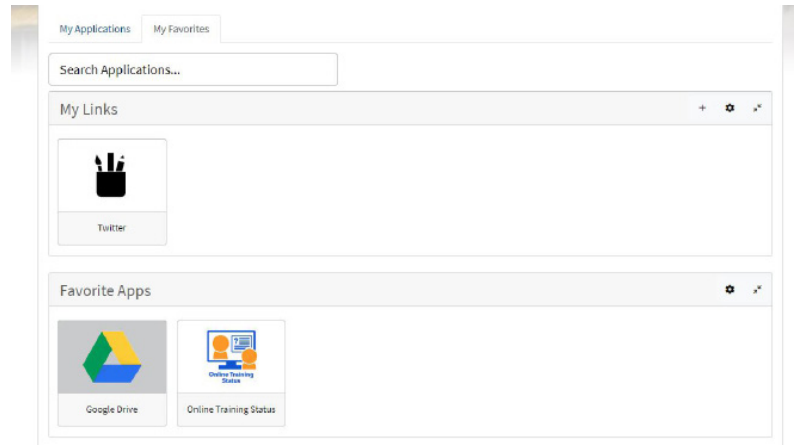


3. To view your favorites, at the top of the MyNISD SSO Portal home page click the **My Favorites** tab.



Remove an App from Favorites

1. From the *MyNISD SSO Portal* Favorites page, right-click the **app** to remove.



2. Click **Remove From Favorites**.

