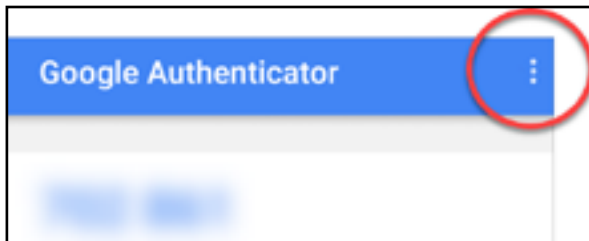


Google Authenticator Time Sync

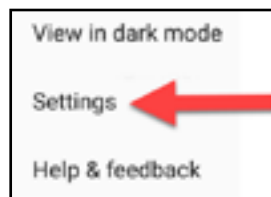
Google Authenticator may present users with an "invalid code" message when accessing MyNISD Portal. This may be due to Google Authenticator's internal clock being out of sync with the time registered by Google's servers.

Time Correction - *Android Devices Only*

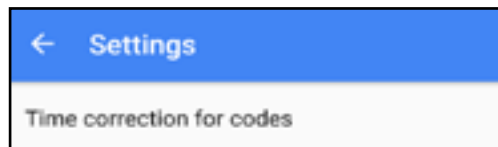
1. Open **Google Authenticator** on the Android device.
2. To the right of the *Google Authenticator bar*, tap the **three dots**.



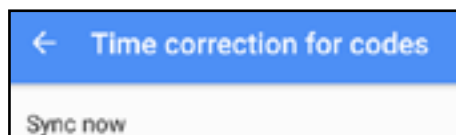
3. Tap **Settings**.



4. Tap **Time correction for codes**.



5. Tap **Sync now**.



NOTE: After tapping *Sync now*, a message will display indicating that Google Authenticator's internal clock has been adjusted to match the time of Google servers or that it was not adjusted because it was already in sync.

