

Early Childhood Collaboration Online Payment Guide

To pay ECC Monthly Tuition Fees, please STOP here and go to PAGE 5.

To pay Registration Fees, go to the NISD Parent Connection website <https://nisd.net/parent-connection>.



Scroll down and look on the right side of the screen for the Online Payment section.
Select "ECC REGISTRATION PAYMENTS".

A screenshot of the NISD Parent Connection website. The page is divided into two main columns. The left column contains several news items with titles and short descriptions. The right column features two large orange buttons: 'LUNCH APPLICATION' and 'ONLINE PAYMENTS'. Below the 'ONLINE PAYMENTS' button is a list of links, with a red arrow pointing to 'ECC REGISTRATION PAYMENTS (Beginning Oct. 11th)'.

NEWS CENTER

No Shots, No School in 2016-2017
It is time for families to start updating their immunizations in order to be prepared to return to school for the 2016-17 school year in August.

Make a difference and tutor a child
The non-profit organization and valued Northside ISD partner, OASIS, is recruiting grandparents and adults over 50 to spend one hour a week tutoring the same elementary student for one semester.

Tips for Success
NISD Trustees offer tips to parents and students that will make for a more successful school year. [Click here to view.](#)

NISD offers flu reminders for families

Double Testing 8th Graders Algebra I Information

UT–Austin admits only top 7% automatically
Although most Texas public universities automatically admit the Top 10% of high school graduates, beginning in the Summer/ Fall of 2014, the University of Texas at Austin will automatically admit the top 7 percent of the Class of 2014 high school graduates who wish to attend UT at Austin.
[Parent Connection Guide](#) | [Guía a la Conexión de Padres](#)

Parent 411: Learn how to keep your child safe from drugs, alcohol, bullying, cyberbullying, dating violence and more!

LUNCH APPLICATION

☺ FREE/REDUCED LUNCH APPLICATION

ONLINE PAYMENTS

Changes and Convenience Fees (Revised 08/14/15)

💰 MEAL PAYMENTS & MORE LOGIN
[My School Bucks Guide](#)

🌳 LEARNING TREE LOGIN
[Learning Tree Guide](#)

💰 ~~ECC LOGIN~~
ECC Online Payment Guide
➔ ECC REGISTRATION PAYMENTS (Beginning Oct. 11th)

📀 DVD SALES


Fill out required fields and click "ADD TO BASKET".

Welcome, Guest ▾ Northside Independent School District Help ▾ Contact Us

MY SCHOOL BUCKS

SCHOOL STORE 0 items | \$0.00

Product Detail HOME > SCHOOL STORE > PRODUCT DETAIL



ECC Registration

Our Price \$125.00

Student First & Last Name:

School Name:

Student # (Optional):

Parent/Guardian First & Last Name:

Phone Number:

Email Address (Optional):


[CANCEL](#) [ADD TO BASKET](#)

If you have an additional student, you may select ECC Registration and repeat the process for the additional students.



If you are finished, move your cursor over the shopping cart icon, and click "View Cart/Checkout".

Welcome, Guest ▾ Northside Independent School District Help ▾ Contact Us

MY SCHOOL BUCKS

SCHOOL STORE 1 items | \$125.00 


Browse Items

x 1	ECC Registration	\$125.00	
			VIEW CART / CHECKOUT

FILTER BY SCHOOL
No categories found


FILTER BY CATEGORY

- 1 - Recreation
- Adult General Recreation-G...
- Adult General Recreation-N...
- Donations/Fundraisers
- ECC - Early Childhood Colla...
- TAGS Event
- UIL - Heat Sheets/GRAC



ECC Registration

[VIEW DETAILS](#)



Plaza of Influence at the Northsi...

[VIEW DETAILS](#)

My School Bucks will ask if you would like to create an account or continue without creating an account.

Welcome, Guest ▾ Northside Independent School District Help ▾ Contact Us

MY SCHOOL BUCKS

SCHOOL STORE | 1 items | \$125.00

Place Store Order

HOME > SCHOOL STORE > PLACE STORE ORDER

LOGIN

A user profile will allow us to remember your personal information so you don't have to enter it every time.
If you already have a user ID on this website, please [Log In here](#).
Don't have an account? [Sign up today!](#)
or [continue without creating an account](#).

If you decide to Sign up for an account, please follow prompts.

You may also select “continue without creating an account” and complete billing information.

Welcome, Guest ▾ Northside Independent School District Help ▾ Contact Us

MY SCHOOL BUCKS

SCHOOL STORE | 1 items | \$125.00

Place Store Order

HOME > SCHOOL STORE > PLACE STORE ORDER

NAME	STUDENT	UNIT PRICE	QUANTITY	AMOUNT	
ECC Registration	n/a	\$125.00	1	\$125.00	✕
Student First & Last Name::		Jane Doe			
School Name::		McDermott Elementary			
Student # (Optional)::					
Parent/Guardian First & Last Name::		John Doe			
Phone Number::		210-555-1234			
Email Address (Optional)::		johndoe@email.com			

Choose a payment method:



Only U.S. issued credit cards are accepted

Review your Total which will include a convenience fee of 3.75% of the transaction Subtotal.

Complete transaction by clicking on "PLACE ORDER".

A confirmation email will be sent to which the My School Bucks account is registered.

Subtotal	\$125.00
Sales Tax	\$0.00
Program Fee	\$4.69
Total	\$129.69

PLACE ORDER

By clicking Place Order, you agree to our [Terms of Service](#)

To make an ECC Monthly Tuition Payment, please go to www.myschoolbucks.com. You will need your child's Student ID# from their school in order to make an ECC Monthly Tuition Payment online.

My School Bucks is primarily used to make payments toward student meal accounts. If you already have an account, please log in & skip to page 9.

If you do not have an account with MySchoolBucks.com, then click on "Sign up today!"

Fill in the fields below with the user information (not the student's information).

Sign Up

Search for your district by state

Select State/Province

First Name

Last Name

E-mail Address

NOTE: This will be your username

Password

Re-type Password

MUST be at least 6 characters long

Security Question #1

In what city did you attend high school?

Answer #1

Security Question #2

What are the last 4 digits of your social security number?

Answer #2

I would like to receive feature updates, news and promotional emails from MySchoolBucks

By creating an account, I accept the MySchoolBucks Terms of Service and Privacy Policy.

CANCEL CREATE ACCOUNT

Follow prompts. Settings can be adjusted later under My User Profile.

The screenshot shows the 'Verify Phone' step of the MySchoolBucks sign-up process. At the top, there is a navigation bar with 'Welcome, [User Name]', 'Northside Independent School District', 'Help', and 'Contact Us'. Below this is a blue header with the 'MY SCHOOL BUCKS' logo on the left and 'HOME MEAL ACCOUNTS' on the right. A secondary blue bar contains 'Sign Up' on the left and 'HOME > SIGN UP' on the right. The main content area features a white box with the heading 'Verify Phone' and the text: 'You have selected to allow MySchoolBucks to text you. Please follow the instructions provided in the text message sent to you, so that we may verify your number.' A red-bordered 'CONTINUE' button is positioned to the right of this text. The footer includes the 'Heartland Payment Systems' logo, copyright information for 2015, and sections for 'ABOUT MYSCHOOLBUCKS' (with links for About Us, Contact Us, and Help), 'MOBILE APPS' (with links to the App Store, Google Play, and Windows Phone Store), and 'GET SOCIAL' (with Facebook and Pinterest icons).

Continue to Add a Student.

The screenshot shows the 'Add a Student' step of the MySchoolBucks sign-up process. The navigation and header elements are identical to the previous screen. The main content area features a white box with the text: 'Your user profile was created successfully. A welcome email has been sent to your inbox. Now let's add a student...'. Below this text are two buttons: a red-bordered 'CONTINUE TO ADD A STUDENT' button and a white 'SKIP THIS STEP, I'LL DO IT LATER' button. The footer is identical to the previous screen, including the Heartland logo, copyright information, and links for 'ABOUT MYSCHOOLBUCKS', 'MOBILE APPS', and 'GET SOCIAL'.

Fill in student info below. When completed, click "Find Student".

Add Student

To add a student to your account please enter their name and identifying information.

Northside Independent School District

- Select School -

Note: If your child attends school in a different school district please use the district selector at the top of the page to switch.

First Name

Last Name

Birthdate (mm/dd/yyyy)

Student #

[Don't have your child's student ID?](#)

CANCEL FIND STUDENT

MySchoolBucks.com also tracks meal balances and payments. At this screen please select if you would like a "low balance" notification along with the "low balance" amount. You may uncheck the box if you do not wish to receive an email for a low balance amount. Continue by clicking "ADD STUDENT".

Add Student

School: [REDACTED]

First Name: [REDACTED]

Last Name: [REDACTED]


Grade: [REDACTED]

Send email when meal account balance reaches or falls below:

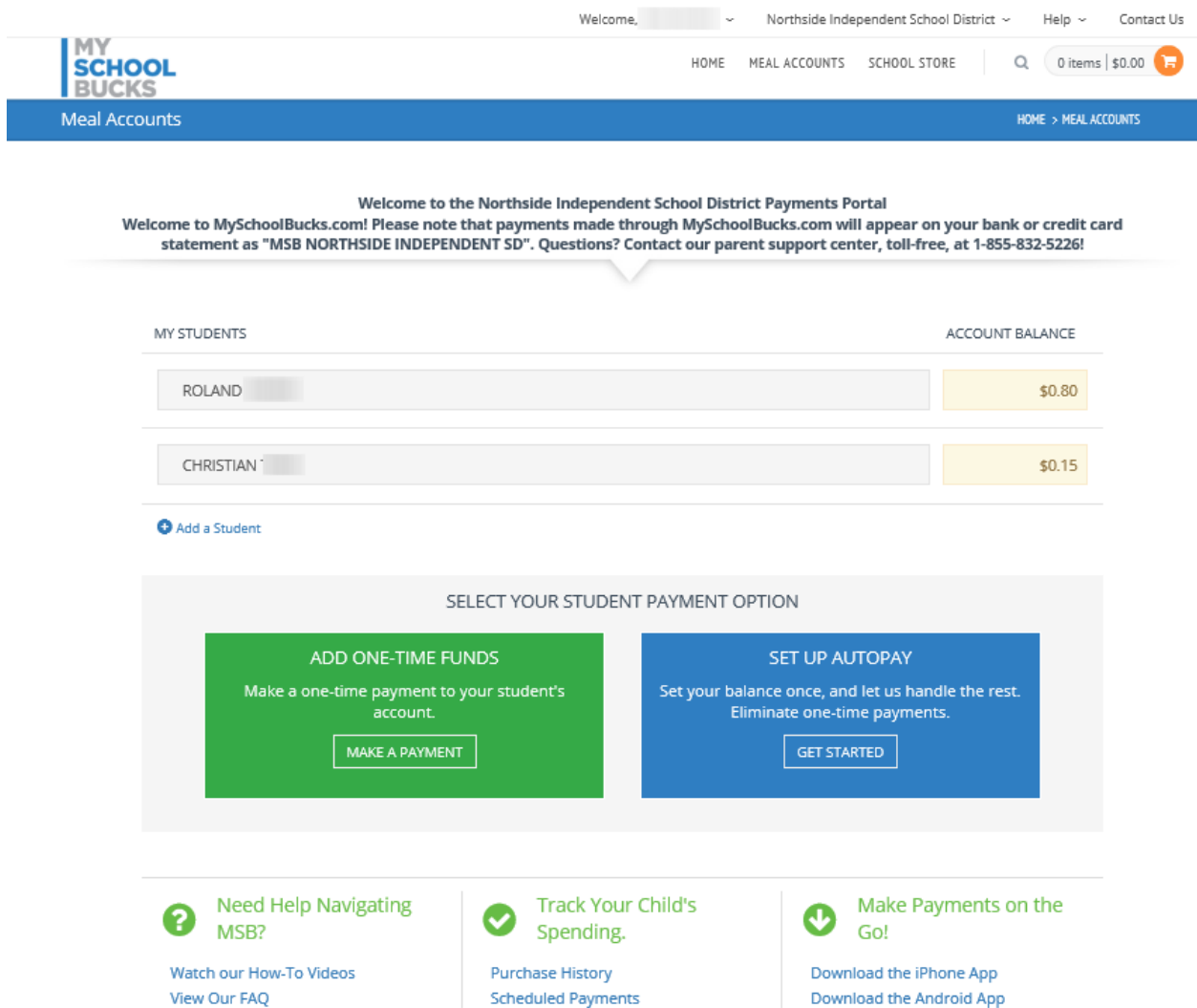
\$ 10.00 Temporarily disabled by your district

CANCEL ADD STUDENT

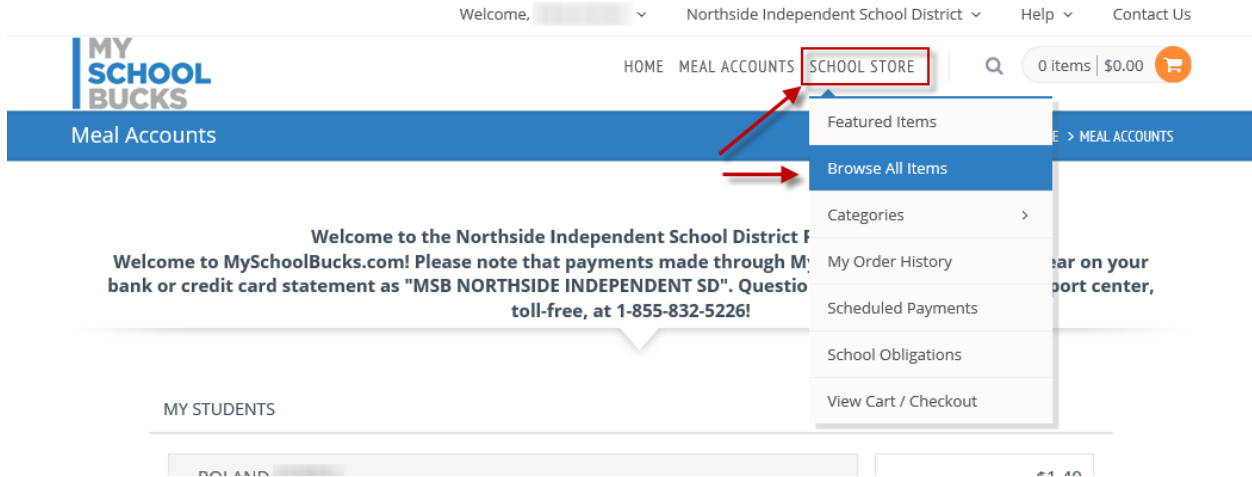
A confirmation page should appear stating it was successful. At this point, you may add another student to your account by clicking “Add Another Student”. If you are done adding students, click “Finish”.



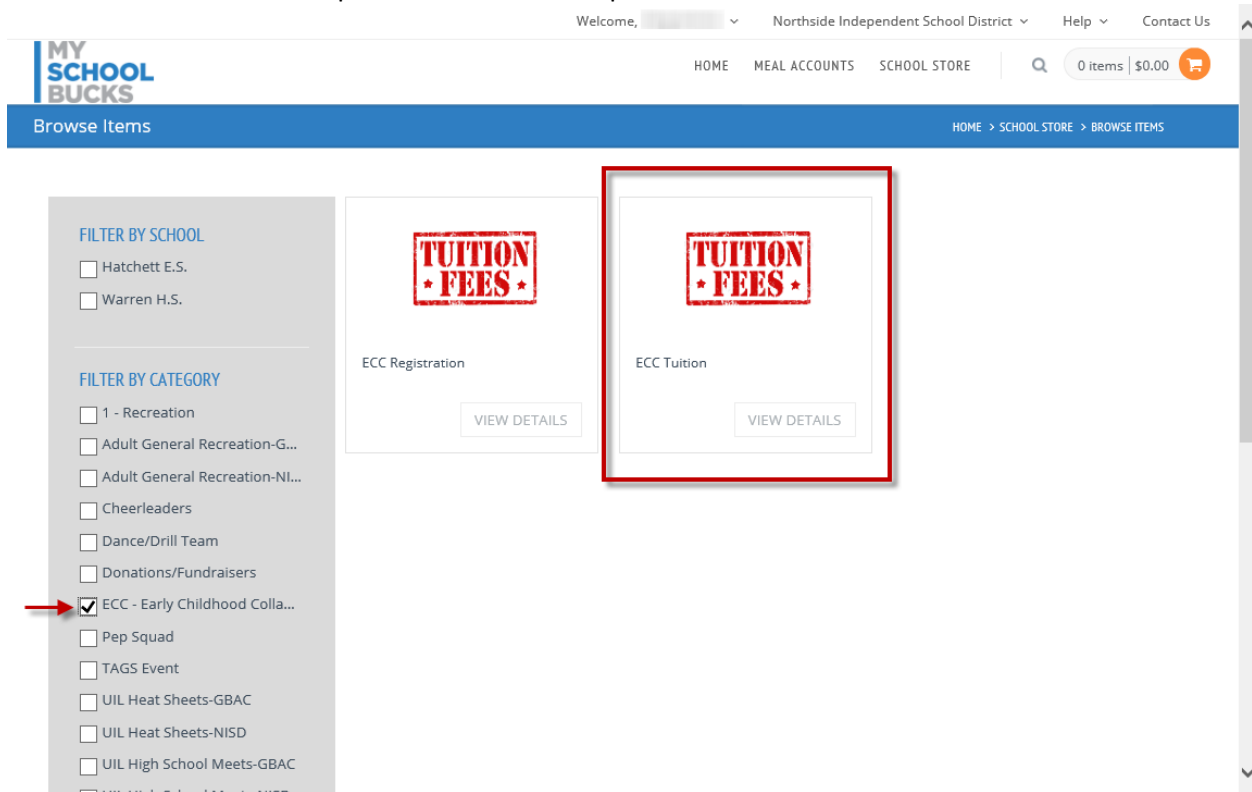
You will be directed to your home screen where you can view your child’s lunch balance, make payments, set up auto payments, and many more options. If you need assistance, you can click the “Help” drop-down on the upper right corner. Then you can click on “? Help” for more instructions or on the “How-To Videos”.




If you already have a My School Bucks account, please log in and select from the “School Store” drop down. Click on “Browse All Items”.



Select a CATEGORY to filter products. Click on the product in the middle section.



Enter information requested, and click "ADD TO BASKET".



ECC Tuition

Amount to Pay:

Student: + Add a Student

Parent/Guardian First & Last Name:


Phone Number:

Email Address (Optional):

At this point, you may select another product to make a payment.

If you are finished, you can select the shopping cart icon to review. Click "VIEW CART/CHECKOUT".

[Welcome,](#) [Northside Independent School District](#) [Help](#) [Contact Us](#)

[HOME](#) [MEAL ACCOUNTS](#) [SCHOOL STORE](#) 

MY SCHOOL BUCKS
Browse Items

FILTER BY SCHOOL

Hatchett E.S.

Warren H.S.

FILTER BY CATEGORY

1 - Recreation

Adult General Recreation-G...

Adult General Recreation-NI...

Cheerleaders

Dance/Drill Team

Donations/Fundraisers

Early Childhood


Graduation Blu-ray Disc

Graduation DVDs







Pep Squad

TAGS Event

UIL Heat Sheets-GBAC

x 1 Cheer-Clothing Fee\$256.00

VIEW CART / CHECKOUT

 2016 Graduation DVDs <input type="button" value="VIEW DETAILS"/>	 Past Graduation DVDs <input type="button" value="VIEW DETAILS"/>	 2016 Blu-ray Graduation Discs <input type="button" value="VIEW DETAILS"/>
 Cheer-Clothing Fee <input type="button" value="VIEW DETAILS"/>	 Cheer-Competition Squad Fees <input type="button" value="VIEW DETAILS"/>	 Cheer-Football Pre-Game Meal F... <input type="button" value="VIEW DETAILS"/>

Review your payment. Choose a payment method. A convenience fee of 3.75% will be added to the transaction total. Complete transaction by clicking on "PLACE ORDER".
 A confirmation email will be sent to which the My School Bucks account is registered.

Welcome, [Redacted] Northside Independent School District Help Contact Us

MY SCHOOL BUCKS HOME MEAL ACCOUNTS SCHOOL STORE 1 items | \$256.00

Place Store Order HOME > SCHOOL STORE > PLACE STORE ORDER

NAME	STUDENT	UNIT PRICE	QUANTITY	AMOUNT
Cheer-Clothing Fee	[Redacted], CHRISTIAN	\$ 256.00	1	\$256.00
Parent/Guardian First & Last Name::		John Smith		
Phone Number::		210-555-5555		
Email Address (Optional)::		johnsmith@email.com		

Choose a payment method:

VISA MasterCard DISCOVER CREDIT CARD

Visa ending in [Redacted] (Primary)

Enter a new credit card

Subtotal	\$256.00
Sales Tax	\$0.00
Program Fee	\$9.60
Total	\$265.60

PLACE ORDER

By clicking Place Order, you agree to our terms of service

For troubleshooting, please call the NISD Online Payment Support line at 210-397-1199 for assistance.