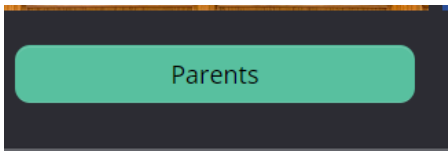


Home Access Center

The Home Access Center (HAC) is a site where parents can track attendance, re-enroll their student for the next school year (data validation) and view report cards/progress reports. This will show a few tips and tricks regarding HAC.

- You can navigate to HAC by going directly to the website or through the Parent's page on the NISD site. Hac.nisd.net

- Navigate to NISD.net
- Click the button that says "Parents"




- Scroll down to "Home Access Center"

- Logging into HAC

- Your user name is your full email address (the one used for registration)
- If you do not remember your password you can use the "Forgot My Username or Password" link to recover it.
- For parents with students new to NISD the temporary password for HAC will be: Temp45632 (this is only for those who have a child new to NISD without older siblings. If you have other children in NISD they will populate in the same HAC account accessed previously)

Welcome to



Home Access Center

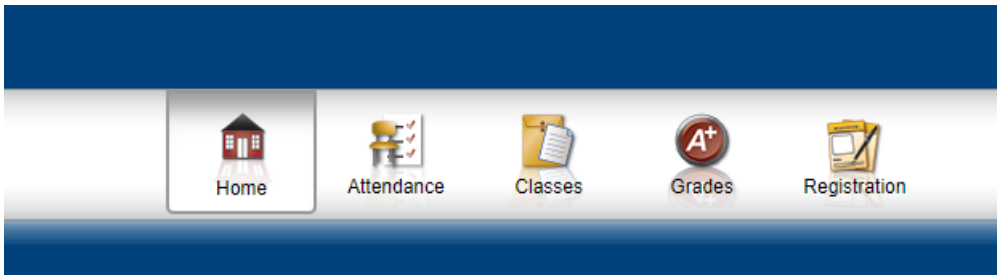
User Name

Password

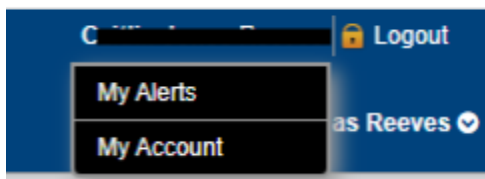
[Forgot My User Name or Password](#)
[Click Here to Register with Access Code](#)

[Sign In](#)

- The top of the page will have icons you can select to navigate to different features.




- Alerts can be created regarding attendance and grades. To set up these alerts hover over your name in the upper right corner. From the dropdown menu select “My Alerts”



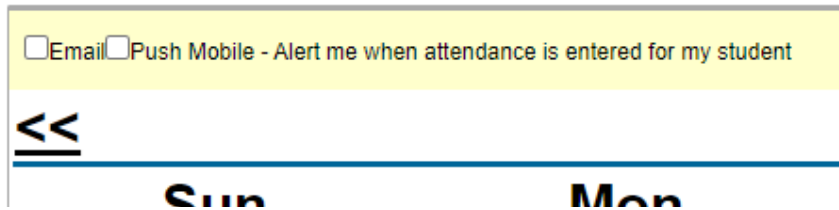
- From this screen you can set up alerts for all of your students. The alerts can be sent to notify you via email/mobile.
- For the grade alert, you can set it up to notify you based on a grade range when they are entered.

Alert Type	Email	Mobile Push	Alert Details
Attendance	<input type="checkbox"/>	<input type="checkbox"/>	Limit alerts to specific absence codes.
Classwork	<input type="checkbox"/>	<input type="checkbox"/>	If my student receives an assignment average below <input type="text"/> % or above <input type="text"/> %.

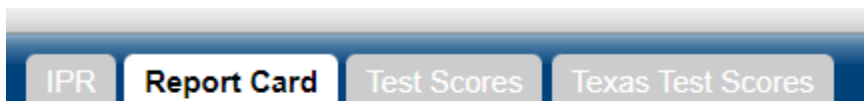
- The Attendance link will let you view your child’s attendance.
 - The bottom of the page will include a chart relaying the different absence codes. If you hover over the day it will display the code.



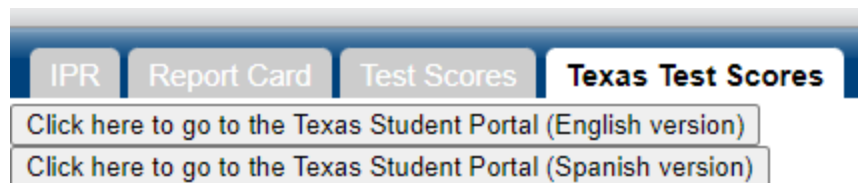
- The arrows at the top of the calendar will let you toggle between months.
- Above the calendar is an area where you can set up alerts when attendance is entered. This is also another area to set up alerts.



- When you select “Grades” it allows you to view your students report card and test scores.



- By selecting “Texas Test Scores” it will provide a link you can select to navigate to the “Texas Student Portal.” This is for students who participate in the STAAR test.



- When you have multiple students, you can toggle between accounts by utilizing the drop down menu to the right of your child’s name in the upper right corner.



*******If you are having difficulty accessing HAC, need to update your email associated with HAC or are missing any features please reach out to the office at 210-397-1100.**