

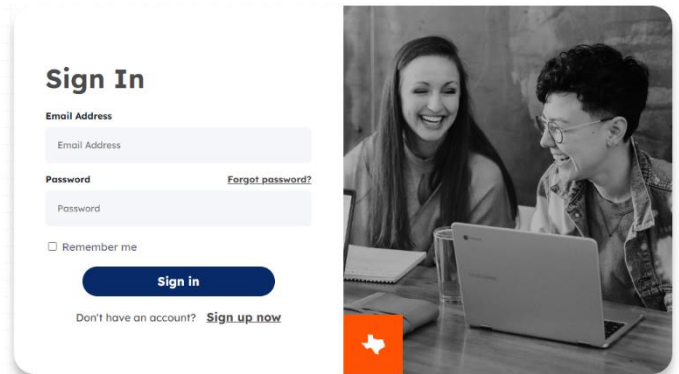


Northwest Vista College Dual Credit 2024 – 2025 Apply Texas Steps

Create an Account

- <https://applytexas.org/>
- Select “**Create a free account**” then “**Sign Up Now**”
- Check your email immediately to retrieve Verification Code.

Note: You will receive an automated e-mail from Apply Texas titled “**Microsoft on behalf of THECB.**” This e-mail will be sent to the email address you enter on your profile. This email is **NOT** verification that the application has been completed or submitted.



- As soon as you verify code and click continue
- Log in with email and new password


Take Note of your Email Login & Password

- My Apply Texas Email:
- My Apply Texas Password:

STEP 1

FIND THE RIGHT APPLICATION

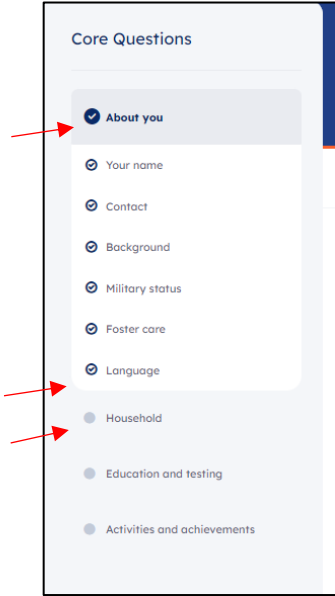
After you have successfully created a new account:

1. Scroll down and click on 
2. Answer the following questions:
 - a. Are you currently in high school or middle school? **YES**
 - b. Do you plan to apply to an undergraduate program, dual credit program, or both? **Both (more common for 12th grade students)**
 - c. Are you a U.S. Citizen? **YES** (If **NO**, answer follow-up questions appropriately)
 - d. Have you ever taken college courses? **NO**
 - e. Do you plan to apply to an undergraduate program, graduate program, or both? **Undergraduate program**
 - f. Are you a U.S. Citizen? **YES** (If **NO**, answer follow-up questions appropriately)

Once you've completed STEP 1, click on  and complete STEP 2.



STEP 2 CORE QUESTIONS





1. Before you start an application, you must complete your profile by clicking “**Core Questions**” Complete all “**REQUIRED ***” items.
2. Fill out the emergency contact even if it is the same as your parent/guardian’s information.
3. Under “**Texas Residency**” answer the following “**Tricky**” questions accordingly
 - Are you claimed as a dependent or are you eligible to be claimed as a dependent by a parent or court-appointed legal guardian? **YES**
 - If your parent or legal guardian is currently living in Texas, how many months (not including the years you entered above) have they been living here? **Type the month which you are completing this application in number form (ex: March=3, November=11)**
 - Does your parent or legal guardian hold the title to residential real property in Texas? **NO**
 - Does your parent or legal guardian have ownership interest and customarily manage a business in Texas without the intention of liquidation in the foreseeable future? **NO**
 - Has your parent or legal guardian been gainfully employed in Texas for the past 12 months? **YES**
3. Under “**Education and Testing**” in subsection “**College History**” make sure to select the following options:

Future college/university plans


Please indicate on what basis you are seeking admission. Select the option that is most appropriate. Any/all of these may require additional documentation: ⓘ

Please indicate the primary reason for attending classes at this college: ⓘ


1. You may **SKIP** “**ACTIVITIES AND ACHIEVEMENTS**”
2. Click  until you reach the bottom page.

 **Great job!**

Step 1: You Found the Right Application.

 Use the application type(s) listed on your dashboard to apply to the school of your choice.


Step 2: You finished your Core Questions.

 You may need to come back and answer questions you skipped before submitting your application.



STEP 3

SEARCH FOR SCHOOLS – INSTITUTIONAL QUESTIONS

Continue with submitting your application by scrolling down on the website and click 

1. In the search bar, type “**Northwest Vista College**”
2. Make sure you **SWITCH** the “**Show only relevant applications**” **TOGGLE OFF** or else nothing will show.
3. Click “**View Details** →”
4. Click “**Start your application**”
5. Select one of the following “**First Choice Major**” that is listed under a school closest related to your high school endorsement.

SELECT ONE OF THE FOLLOWING	UNDER ONE OF THE FOLLOWING
First Choice Major (SELECT ONE OF THE FOLLOWING)	High School Endorsement
<ul style="list-style-type: none"> • Dual Credit - If student attends a public school • Dual Credit Home-School – If student is a homeschooled student • Dual Credit Private School - If student attends a private/charter high school 	<ul style="list-style-type: none"> • Advanced Manufacturing and Logistics • Business and Entrepreneurship • Creative and Communication Arts • Health and Biosciences • Public Service • Science and Technology

6. Online Courses Only? **NO**
7. College Connection – Senior Are you currently a High School Senior? **NO** (Select **NO** if Applicable)
8. CC-App at another Institution: **NO**
9. CC-Alamo College First Choice: **YES**
10. Click “**NEXT**” **THREE** times
11. Select both statements
12. Consent to be contacted: **YES**
13. Application Fee: **NOT REQUIRED**
14. Select both statements then click “**SUBMIT**”

Make sure to write down the 10-digit application ID number and provide it to your Dual Credit Counselor

School information

Undergraduate (two - year) • Fall 2024

Requires: x Essay x SAT x ACT Available: x Scholarship application i

Application ID	Application fee	Application opens
2402485587	\$0	Sep 01, 2023
SAT i	ACT i	Avg. tuition i
---	---	---
	Graduation rate i	Total enrollment
	---	---

TAKE NOTE

My Application ID:

YOU'RE DONE!!

Northwest Vista College's High School Programs Office
 Phone Number: 210-486-4299
 Email: nvc-dualcredit@alamo.edu
 Website: <https://www.alamo.edu/nvc/academics/high-school/>

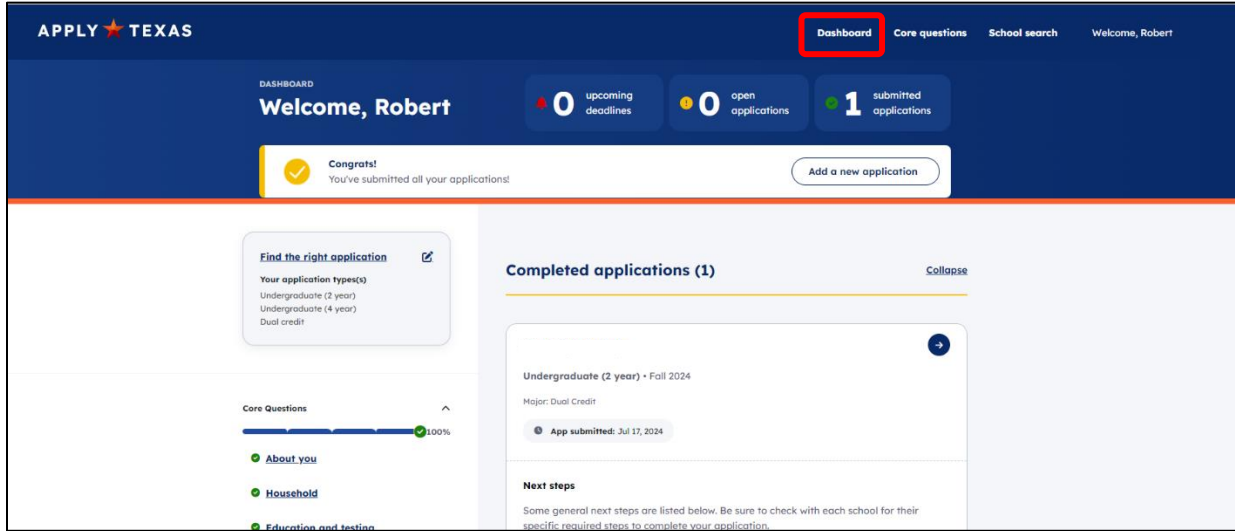
Your next steps:

- Wait 3-5 days for your application to process
- Get Banner ID and Username ID
 - ✓ Student - Check email or contact your campus liaison
 - ✓ Liaison - Check Database in AlamoShare
- Complete Test Prep Modules in ACES
- Take the TSI exam -OR- request your official SAT/ACT scores

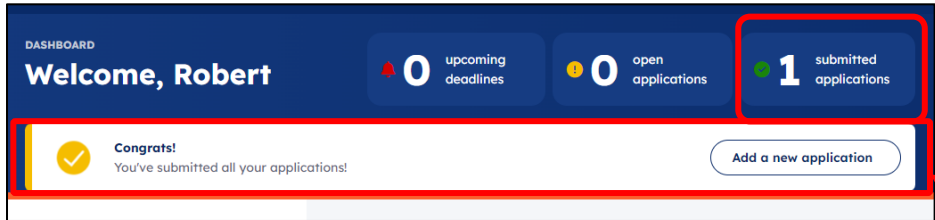


HOW TO CONFIRM APPLICATION SUBMISSION

Once you have completed your application, you should be automatically be directed to the **Dashboard** or “Home Page” as shown below.

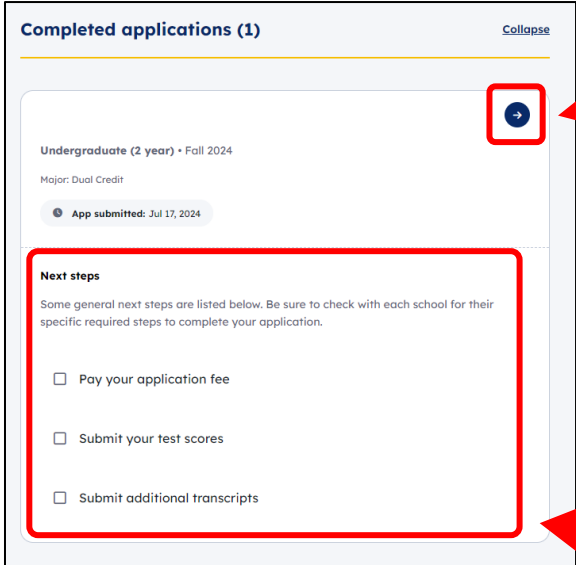
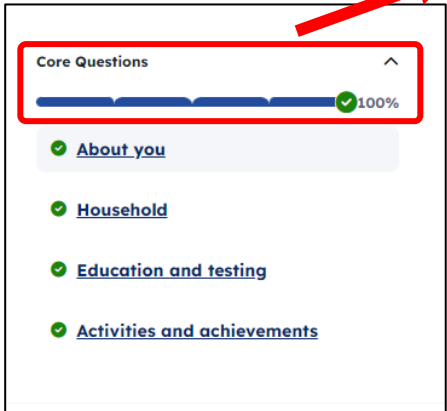


Must receive this success notification.



Must show “1 submitted applications”

Progress bar and items must state 100%. If not, you may click through items to complete. (Some screens may simply require for you to click through the pages. Ex: Essay, scholarships, extra curriculars, etc.)



Click here to find 10-digit Application ID number at the bottom of the page under “School Information” section.

This is simply a general checklist. Does not imply for you to complete these items. The statement says to “*check with each school for their specific required steps.*”