


English 2 Pre-AP Summer Reading Assignment



English 2 Pre-AP Summer reading texts:

1. *Of Mice and Men* by John Steinbeck
 - *Of Mice and Men* can be found at any local bookstore, on Amazon, or at a public library.
2. “The Harvest Gypsies” by John Steinbeck
 - “The Harvest Gypsies” is a series of articles readily available online, including at <https://sites.google.com/a/nisd.net/mr-brahm/home/english-2-pre-ap-files>

Key Skill: Motifs Across Genres – Fiction and Nonfiction

Fiction is **prose** writing (writing in paragraph form) that consists of imaginary elements. Although fiction can be inspired by actual events and real people, it usually springs from writers’ imaginations. The basic elements of fiction are **plot, character, setting, and theme**.

Nonfiction is writing that tells about real people, places, and events. Nonfiction is mainly written to convey factual information, although writers of nonfiction shape information in accordance to their own **purposes** and **attitudes**.

Despite the differences in these forms of writing, both fiction and nonfiction can contain **motifs**—objects or ideas that are repeated throughout a text, contributing to the its theme or overall meaning

Motifs in *Of Mice and Men* and “The Harvest Gypsies”

Steinbeck uses the following motifs in both texts to help develop the **themes** of each work—the messages that Steinbeck is trying to express about life or human nature. These motifs will be used for your summer assignment.

- | | | | |
|---------------|--------------|---------------|-------------------|
| 1. Friendship | 3. Community | 5. Isolation | 7. Power |
| 2. Hope | 4. Dignity | 6. Loneliness | 8. Responsibility |

Summer Homework Assignment

Your task as you read *Of Mice and Men* and “The Harvest Gypsies” is to complete **motif triangles**, a type of diagram that helps you to look at and analyze a motif in each chapter or article.

Motif triangles have 3 sections. The **top section** is where you identify the chapter or article and the **motif** you are focusing on. The **middle section** must contain a **quote and page number** from the text. The **bottom section** contains your analysis of the **significance** of that motif and quote in the text.

You must draw and complete 5 motif triangles for *Of Mice and Men* and 5 motif triangles for “The Harvest Gypsies” using motifs selected from the list above. In the end, you will have triangles for 5 chapters of your choice in *Of Mice and Men* and 5 articles of your choice in “The Harvest Gypsies.” A motif cannot be used more than twice per text. Example motif triangles using 9th grade texts and different motifs can be found on the following pages.

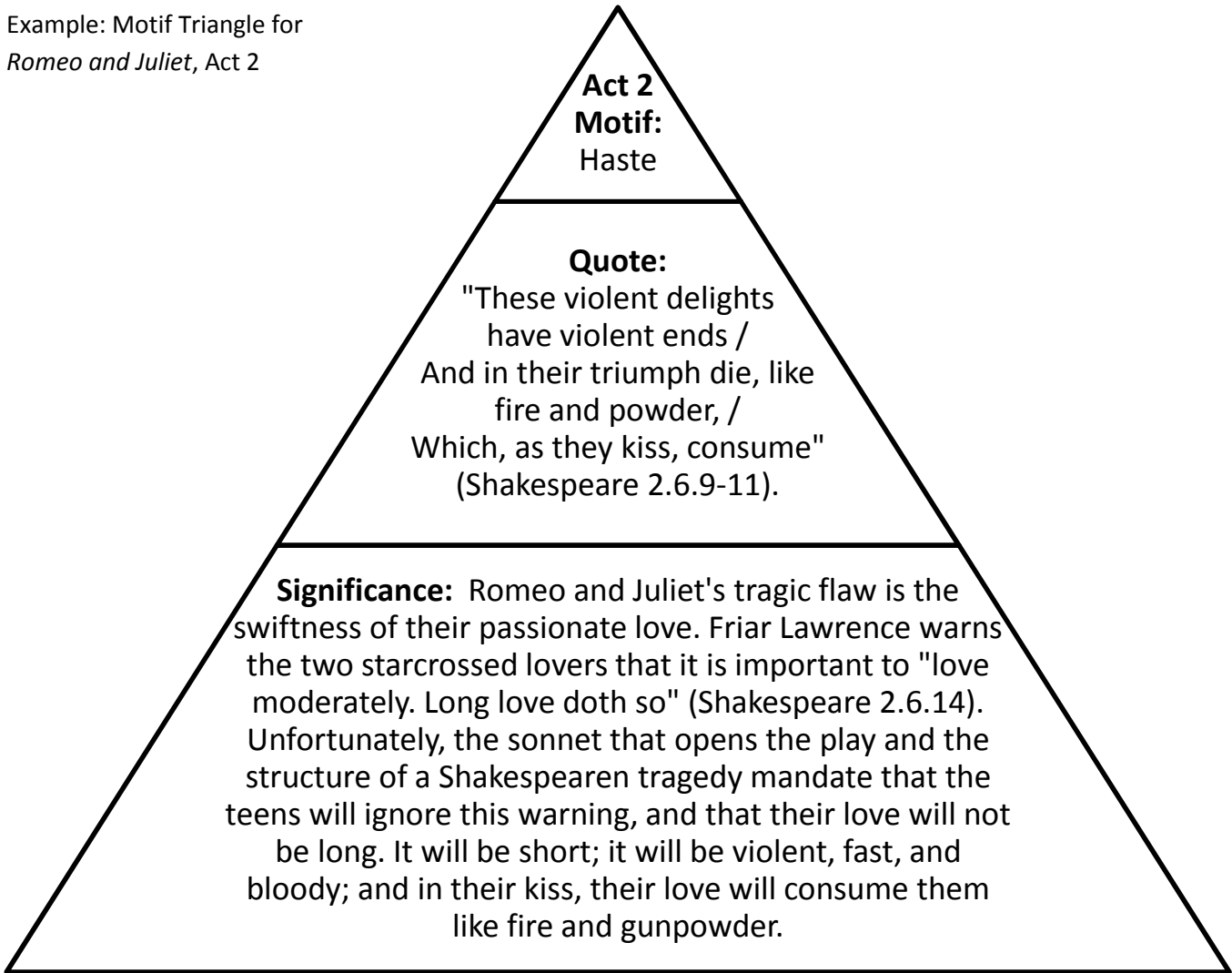
Note: you must read all portions of the assigned texts, even if you don’t complete triangles over those sections.

Due: September 4th at the start of class

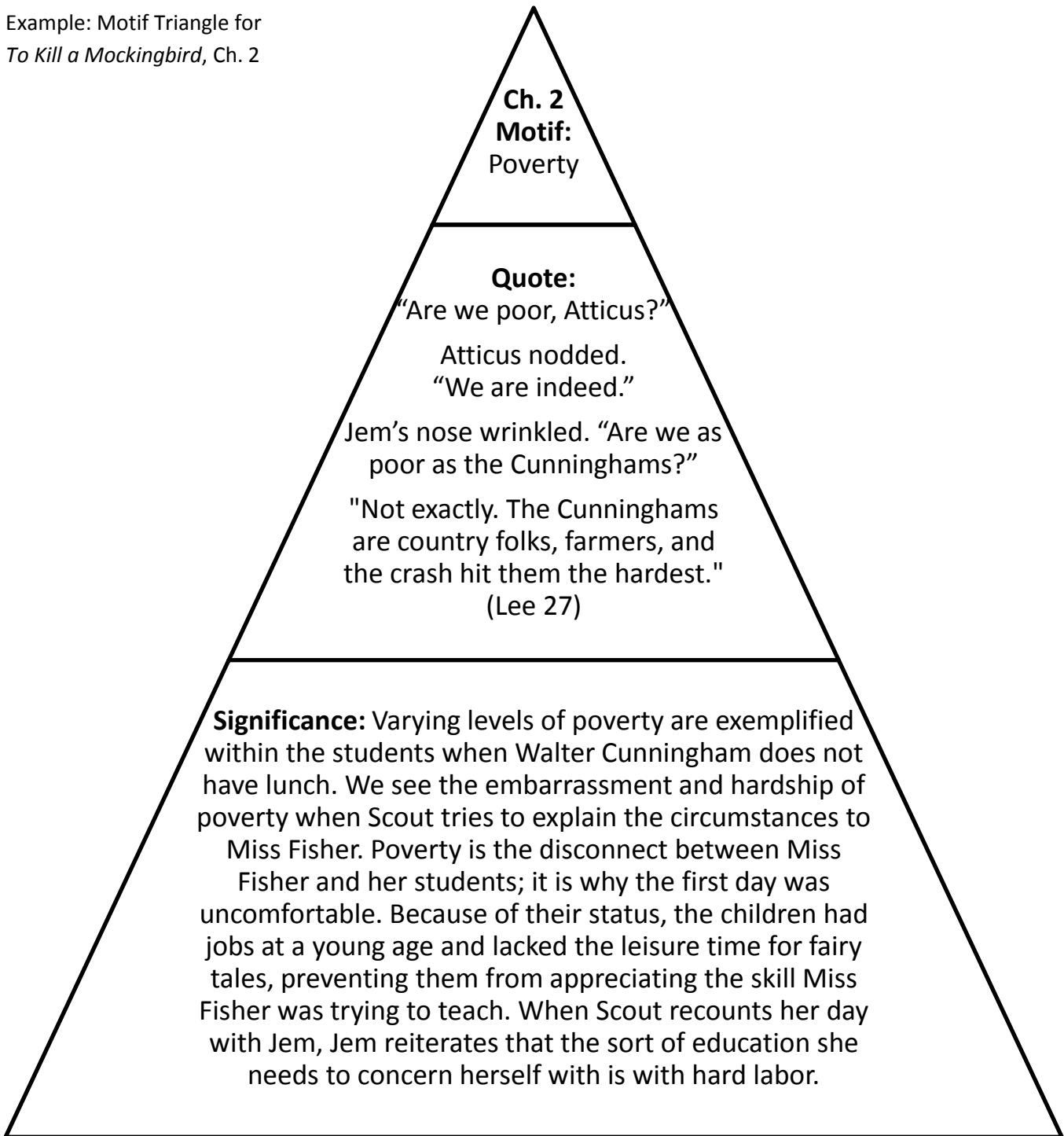
Summative Assessment for Summer Reading

After learning how to write analytically about literature in the first weeks of school, you will write an essay examining certain motifs in the text. This essay is not assigned during the summer, and should not be written until you receive the official prompt page within the first weeks of English 2 Pre-AP.

Example: Motif Triangle for
Romeo and Juliet, Act 2



Example: Motif Triangle for
To Kill a Mockingbird, Ch. 2



Example: Motif Triangle for *Trifles*

