

WHAT IS WEB AUTHENTICATION?

NISD employees have access to certain categories of Web content that students can not access. In order to access this content, employees must log into the Web Authenticator. The Web Authenticator verifies you are a NISD employee and will grant you rights to view content that has been approved for staff use. **The Student filtering policy is the most restrictive level of Web access. The Student policy is the default and the only way to access the staff policy is to use the Web Authenticator.** See the last page of this handout for a summary of staff-level access vs. student-level access rights.

7 STEPS TO WEB AUTHENTICATION

When you encounter a Blocked page message:

1. Verify Site Category

Check the category (CAT) of the Blocked page, to verify that the category is not blocked under the Staff Profile.

2. Access Filter Options

If the category is permitted by the staff profile, click the link ***“For further options, click here.”***

3. Security Alert

If the Security Alert appears, click **Yes**.



4. Log in to the Web Authenticator

Login to the Web Access Authentication form by using your e-number and network password.

Upon successful authentication, a redirect message will appear momentarily.

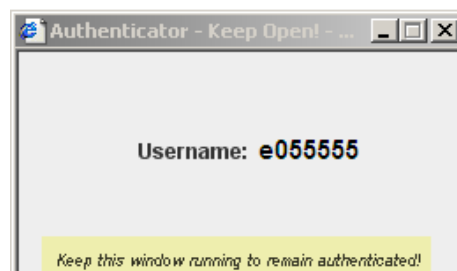
NOTE: *If authentication is unsuccessful, the Web Access Authentication form will re-appear with the error message: “Your Username and Password Did Not Authenticate for this Domain”*

After a successful login, the Web Authenticator box will appear on the screen.

The Authenticator box must stay open in order to access privileged content.

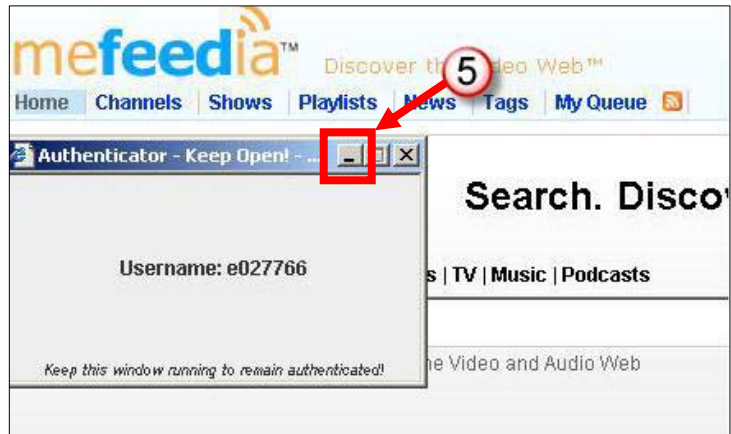


User Successfully Authenticated
Redirecting to the URL <http://www.myspace.com/>
Please wait ...



5. Minimize Authenticator

Minimize the Authenticator, but do not close it.



6. Continue to browse

The staff profile will now be in effect.

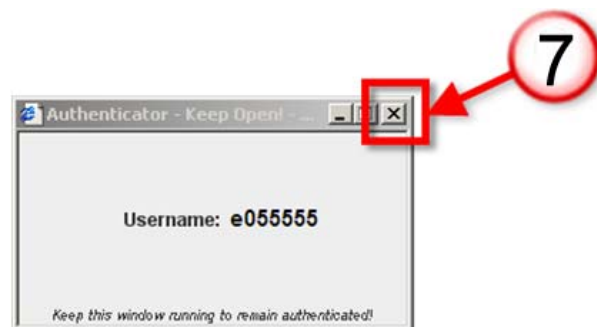
NOTE: Web sites that are not permitted by the staff profile will result in a Blocked page. The category on this Blocked page is RRATED and therefore blocked for all.



7. Close the Authenticator and the Browser to End Session (log out)

If you use Web Authentication on a student's computer in a lab, be sure to close the Authenticator before stepping away from the computer.

Failure to close the window will result in the continuation of the staff policy under the authenticated login.



NISD Internet Filtering System

Blocked Categories per Student/Staff Policy

Threats Liability

Adult Content: All Users

Child Porn
Explicit Art
Obscene/Tasteless
Pornography/Adult Content
R-rated

Illegal/Questionable

Criminal Skills: All Users
Dubious/Unsavory: All Users
Hate: All Users
Illegal Drugs: All Users
School Cheating: Students
Terrorist: All Users

Security: All Users

Bad Reputation Domains
Botnet
Hacking
Malicious Code
Phishing
Spyware
Web Proxies

General Productivity

Entertainment:

Entertainment: Students
Gambling: All Users
Games: All Users
Humor: Students
Online Greeting Cards: All Users

Information Technology

Freeware/Shareware: All Users
Portals: Students

Religion/Beliefs: Students

Paranormal

Shopping: All Users

Online Auction

Society/ Lifestyles: All Users

Alcohol
Personals / Dating
Tobacco
Weapons

Bandwidth/Productivity

Bandwidth

Internet Radio: Students
Peer-to-Peer (P2P) File Sharing: All Users
Streaming Media: Students
Video Sharing: Students
Voice Over IP (VoIP): Students
Web Storage: Students

Internet Communication

Chat: All Users
Instant Messaging (IM): All Users
Message Boards: Students
Online Communities: Students
Web E-mail: All Users
Web logs/Personal Pages: Students

Internet Productivity

Adware: All Users
Banner Ads: All Users
Fantasy Sports: All Users
Free Hosts: Students
Remote Access: All Users